



Level 1 (1st °) CLASSICAL TEST

REMONTENSCHULE 'FORWARD RIDING' - BASIC CAMPAIGN HORSE

Based on the Spanish Riding School

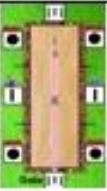





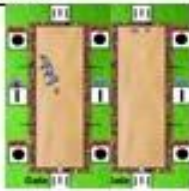









Date: _____ **Rider ID#:** _____ **Certified Rider Level** ___ /7 **Horse ID#:** _____ **Age of Horse:** ___

*Purpose: To confirm that the horse is not only supple, loose, moving freely forward with clear strides, steady rhythm and accepting bit contact in all gaits, but also has developed more thrust and a greater degree of balance. * All trot work to be ridden sitting unless specified. Minimum age of horse is 4 years old.*

To be ridden in 20x40m or 20x60m arena or similar

Movement # and Directive	#	Required Element	Mark	Remarks
1 Enter Working Trot Center Halt, Salute, Proceed Working Trot	1	Entrance and Transition from Working Trot to Halt		
	2	Halt and Salute		
	3	Transition from Halt to Working Trot		
2 Outside track right By the • Diagonal and lengthen stride in Trot, rising or sitting By the • Working trot	4	Lengthened stride in trot		
3 Turn down centerline Center Volte left	5	Working Trot on left rein and volte left 10m		
4 Center Walk and Leg yield right several strides, then walk to the • By the • Working Trot	6	Walk and Leg Yield right		
	7	Transition from Walk to Working Trot on left rein		
5 By the • diagonal lengthen stride in Trot, rising or sitting By the • Working Trot	8	Lengthened stride in trot		
6 Down centerline Center Volte right	9	Working Trot on right rein and volte right 10m		
7 Center Walk and Leg yield left several strides. Walk to the • by the • Working Trot	10	Walk and Leg Yield right		
		Transition from Walk to Working Trot on right rein		
8 By the parallel lines Circle right Rising Trot, allowing horse to stretch forward & downward on long rein Before the parallel lines shorten reins Then Working Trot	11	Stretch forward & downward on Trot 20m circle Right		
	12	Transition to Working Trot		

sitting				
9 By the • Medium Walk A few strides then Moderate Diagonal lengthened stride in Walk Before the • Medium Walk	1 3	Lengthened stride in walk		
10 By the • Working Trot	1 4	Working Trot		
11 By the gate Working Canter left lead & Medium Circle left	1 5	Working Canter Departure onto right Leading Leg		
	1 6	Working Canter circle left 15m		
12 By the • Lengthen stride in Canter By the • Working canter	1 7	Lengthened stride in canter		
13 By the • Diagonal Near center change lead through Trot	1 8	Change of leading leg through trot		
14 By the • Working Canter right lead At the • one Loop to quarter line, maintaining right lead	1 9	Working Canter 1 loop to quarter line (no change)		
15 By the • Working Canter By the lines Medium Circle right	2 0	Working Canter circle right 15m		
16 By the • Lengthen stride in Canter Before the • Working Canter	2 1	Lengthened stride in canter		
17 By the • Working Trot Turn down centerline Center Halt, Salute	2 2	Transition to Halt, Halt and Salute		
TOTAL				/220
%				
Collective Remarks:				

<p>1 Enter Working Trot Center Halt, Salute, Proceed Working Trot</p> 	<p>2 Outside track right By the • Diagonal and lengthen stride in Trot, rising or sitting By the • Working Trot</p> 	<p>3 Turn down centerline Center Volte left</p> 
<p>4 Center Walk and Leg yield right several strides, then Walk to the • By the • Working Trot</p> 	<p>5 By the • diagonal lengthen stride in Trot, rising or sitting By the • Working Trot</p> 	<p>6 Down centerline Center Volte right</p> 
<p>7 Center Walk and Leg yield left several strides. Walk to the • by the • Working Trot</p> 	<p>8 By the parallel lines Circle right Rising Trot, allowing horse to stretch forward & downward on long rein. Before the parallel lines shorten reins, then Working Trot sitting</p> 	<p>9 By the • Medium Walk A few strides then Moderate Diagonal lengthened stride in Walk Before the • Medium Walk</p> 
<p>10 By the • Working Trot</p> 	<p>11 By the gate Working Canter left lead & Medium Circle left</p> 	<p>12 By the • Lengthen stride in Canter By the • Working canter</p> 
<p>13 By the • Diagonal Near center change lead through Trot</p> 	<p>14 By the • Working Canter right lead At the • one Loop to quarter line, maintaining right lead</p> 	<p>15 By the • Working Canter By the lines Medium Circle right</p> 
<p>16 By the • Lengthen stride in Canter Before the • Working Canter</p> 	<p>17 By the • Working Trot Turn down centerline Center Halt, Salute</p> 