



Level 4 (4th °) CLASSICAL TEST

CAMPAGNESCHULE 'CAMPAIGN SCHOOL' - MEDIUM CAMPAIGN HORSE

Based on the Spanish Riding School


















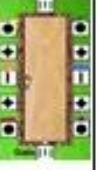





Date: _____ **Rider ID#:** _____ **Certified Rider Level** ___ /7 **Horse ID#:** _____ **Age of Horse:** ___

Purpose: To confirm that the horse has a high degree of suppleness and impulsion with uphill frame being light, energetic, straight and performing with precision and smooth cadence. Can be ridden in a double bridle. Minimum age of horse is 7 years old.

To be ridden in 20x60m arena or similar

| Movement # and Directive | # | Required Element | Mark | Remarks |
|---|---|---|------|---------|
| 1 Enter collected canter Center Halt, salute, proceed Collected Trot | A | Entrance and Transition from Collected Canter to Halt | | |
| | B | Halt and Salute | | |
| | C | Transition from Halt to Collected Trot | | |
| | D | Collected Trot straight | | |
| 2 Outside track left At the • diagonal Medium Trot At the • Collected Trot | A | Transition from Collected Trot to Medium Trot | | |
| | B | Medium Trot | | |
| | C | Transition from Medium Trot to Collected Trot | | |
| 3 At the • diagonal Extended Trot At the • Collected Trot | A | Extended Trot starting on right rein | | |
| | B | Transition and Collected Trot | | |
| 4 At the lines turn down centerline Plié left | | Collected Trot Volte 10m left | | |
| 5 Centre Plié right Outside track left | | Plié (shoulder-in) on 3 tracks left | | |
| 6 At the • Half Pass left | | Collected Trot Half Pass left | | |
| 7 Center Half Pass right | | Collected Trot Half Pass right | | |
| 8 At the lines Collected Walk At the • turn left Next • Half-Pirouette left, proceed Collected Walk | | Collected Walk | | |
| | | Half Pirouette left | | |
| 9 At the • Half-Pirouette right Proceed Collected Walk | | Half Pirouette right | | |
| 10 At the • diagonal Extended Walk | | Transitions to and Extended Walk | | |
| 11 At the • Collected walk | A | Collected Walk | | |

| | | | | |
|---|---|---|-------------|----------|
| At the gate Halt and rein-back 4 steps, proceed Collected Canter left lead | B | Halt | | |
| | C | Rein-back 4 steps in diagonal pairs | | |
| | D | Canter Departure on left leading leg | | |
| 12 At the • Very collected canter Next • Collected Canter | | Very Collected Canter on left leading leg and Collected Canter | | |
| 13 At the line ½ Working Pirouette left | | Half Pirouette left | | |
| 14 Before the • Flying change of leg | | Flying change of leg left to right | | |
| 15 At the • diagonal Very collected canter Before the • Collected Canter | | Very Collected Canter on right leading leg and Collected Canter | | |
| 16 Near the • Flying change of leg | | Flying change of leg right to left | | |
| 17 Turn down centerline Half Pass left | | Turn on centerline and Half Pass left | | |
| 18 Near the line Flying change of leg | | Flying change of leg left to right | | |
| 19 At the line Half Pass right Outside track right | | Collected Canter Half Pass right | | |
| 20 At the line ½ Working Pirouette right | | Half Working Pirouette right | | |
| 21 Before the • Flying change of leg | | Flying Change of leg right to left | | |
| 22 At the • Three flying changes (suggested is 4-time) | | Three flying changes on the long diagonal, in optional 4 time | | |
| 23 Turn down centerline Center Halt, Salute | A | Turn on centerline | | |
| | B | Transition from Collected Canter to Halt | | |
| | C | Halt and Salute | | |
| TOTAL | | | /350 | % |
| Collective Remarks: | | | | |

| | | | | |
|--|---|--|--|---|
| <p>1 Enter collected canter Center Halt, salute, proceed Collected Trot</p>  | <p>2 Outside track left At the • diagonal Medium Trot At the • Collected Trot</p>  | <p>3 At the • diagonal Extended Trot At the • Collected Trot</p>  | <p>4 At the lines turn down centerline Plié left</p>  | <p>5 Centre Plié right Outside track left</p>  |
| <p>6 At the • Half Pass left</p>  | <p>7 Center Half Pass right</p>  | <p>8 At the lines Collected Walk At the • turn left Next • Half-Pirouette left, proceed Collected Walk</p>  | <p>9 At the • Half-Pirouette right Proceed Collected Walk</p>  | <p>10 At the • diagonal Extended Walk</p>  |
| <p>11 At the • Collected walk At the gate Halt and rein-back 4 steps, proceed Collected Canter left lead</p>  | <p>12 At the • Very collected canter Next • Collected Canter</p>  | <p>13 At the line ½ Working Pirouette left</p>  | <p>14 Before the • Flying change of leg</p>  | <p>15 At the • diagonal Very collected canter Before the • Collected Canter</p>  |
| <p>16 Near the • Flying change of leg</p>  | <p>17 Turn down centerline Half Pass left</p>  | <p>18 Near the line Flying change of leg</p>  | <p>19 At the line Half Pass right Outside track right</p>  | <p>20 At the line ½ Working Pirouette right</p>  |
| <p>21 Before the • Flying change of leg</p>  | <p>22 At the • Three flying changes (suggested is 4-time)</p>  | <p>23 Turn down centerline Center Halt, Salute</p>  | | |