



Pre-Level (Demi^o) CLASSICAL TEST
REMONTENSCHULE 'FORWARD RIDING' - BASIC CAMPAIGN HORSE
Based on the Spanish Riding School














Date: _____ **Rider ID#:** _____ **Certified Rider Level** ___ /7 **Horse ID#:** _____ **Age of Horse:** ___

*Purpose: To confirm that the horse is supple, loose, moving freely forward with clear strides, steady rhythm and accepting bit contact in the walk and the trot. * All trot work may be ridden sitting or rising unless specified. Minimum age of horse is 3 years old.*

To be ridden in 20x40m or 20x60m arena or similar

Movement # and Directive	#	Required Element	Mark	Remarks
1 Enter Working Trot Near center Halt through walk, Salute Proceed to develop working trot	A	Entrance and Transition to Halt		
	B	Halt and Salute		
	C	Development of Working Trot from Halt		
2 Outside track Right By the • one Loop		Working Trot Right Rein at start One loop half the width of arena		
3 Bottom left corner Working Canter Right Lead		Working Canter Departure onto Right Leading Leg		
4 By the line Circle right By the line Working Canter		Working Canter 20m circle Right		
5 Top left corner Working Trot		Transition from Working Canter on Right leading leg to Working Trot (Right Rein)		
6 By the • Medium Walk	A	Transition from Working Trot to Medium Walk		
	B	Medium Walk		
7 Before line Moderate Diagonal Free Walk on long rein By the • Medium Walk	A	Transition from Medium walk to Free walk		
	B	Free Walk on long rein Left or Right rein or straight (20m continuous)		
	C	Transition from Free walk to Medium walk		
	D	Transition from Medium walk to Working Trot Left rein		
8 By the gate develop Working Trot By the • one Loop		Working Trot Left Rein at start One loop half the width of arena		
9 Top left corner Working canter left lead		Working Canter Departure onto Left Leading Leg		
10 By the Line Circle left By the Line Working		Working Canter 20m circle Left		

Canter				
11 In the corner Working Trot		Transition from Working Canter on Left leading leg to Working Trot (Left Rein)		
12 By the • Diagonal to change rein in Working Trot		Change of rein at Working Trot on long diagonal		
13 Parallel lines Circle right Rising Trot allowing horse to stretch forward and downward on long rein Before parallel lines shorten reins		Stretch forward & downward on Trot 20m circle Right		
14 By the parallel lines Working Trot By the line turn right Near center turn on centerline Before lines Halt through walk and salute		Transition to Halt, Halt and Salute		
TOTAL				/200
Collective Remarks:				

<p>1 Enter Working Trot Near center Halt through walk, Salute Proceed to develop working trot</p>		<p>2 Outside track Right By the • one Loop</p>		<p>3 Bottom left corner Working Canter Right Lead</p>	
<p>4 By the line Circle right By the line Working Canter</p>		<p>5 Top left corner Working Trot</p>		<p>6 By the • Medium Walk</p>	
<p>7 Before line Moderate Diagonal Free Walk on long rein By the • Medium Walk</p>		<p>8 By the gate develop Working Trot By the • one Loop</p>		<p>9 Top left corner Working canter left lead</p>	
<p>10 By the Line Circle left By the Line Working Canter</p>		<p>11 In the corner Working Trot</p>		<p>12 By the • Diagonal to change rein in Working Trot</p>	
<p>13 Parallel lines Circle right Rising Trot allowing horse to stretch forward and downward on long rein Before parallel lines shorten reins</p>		<p>14 By the parallel lines Working Trot By the line turn right Near center turn on centerline Before lines Halt through walk and salute</p>		