



Level 0 (Walk Trot) CLASSICAL TEST
REMONTENSCHULE 'FORWARD RIDING' - BASIC CAMPAIGN HORSE
Based on the Spanish Riding School



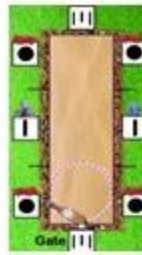







Date: _____ Rider ID#: _____ Certified Rider Level ___ /7 Horse ID#: _____ Age of Horse: _____

*Purpose: To confirm that the horse is supple, loose, moving freely forward with clear strides, steady rhythm and accepting bit contact in the walk and the trot. * All trot work may be ridden sitting or rising unless specified. Minimum age of horse 3 years.*

To be ridden in 20x40m or 20x60m arena or similar

| Movement # and Directive | # | Required Element | Mark | Remarks |
|---|---|---|-------------|----------|
| 1 Enter Medium walk Near center Halt, salute & proceed to develop Working Trot | A | Entrance and Halt and Salute | | |
| | B | Transition from Medium Walk to Halt | | |
| 2 Outside track right | | Working Trot on right rein | | |
| 3 By the gate Circle right | | Working Trot circle right 20m | | |
| 4 By the gate Medium Walk | | Transition from Working Trot to Medium Walk | | |
| 5 Free Walk (loose rein) | A | Transition from Medium to Free Walk | | |
| | B | Free Walk on loose rein | | |
| 6 By the • Medium Walk | A | Transition from Free to Medium walk | | |
| | B | Medium Walk | | |
| 7 By the lines develop Working Trot and circle left | A | Transition from Medium Walk to Working Trot | | |
| | B | Working Trot circle left 20m | | |
| 8 Parallel lines Working Trot | | Working Trot on left rein | | |
| 9 By the • diagonal to change rein | | Working Trot on long diagonal | | |
| 10 Turn down centerline Near center Halt through walk and Salute | | Halt and Salute | | |
| TOTAL | | | /130 | % |

Collective Remarks:

| | | | | | |
|---|--|---|--|---|--|
| <p>1 Enter Medium walk Near center Halt, salute & proceed to develop Working Trot</p> |  | <p>2 Outside track right</p> |  | <p>3 By the gate Circle right</p> |  |
| <p>4 By the gate Medium Walk</p> |  | <p>5 By the • diagonal Free Walk (loose rein)</p> |  | <p>6 By the • Medium Walk</p> |  |
| <p>7 By the lines develop Working Trot and circle left</p> |  | <p>8 Parallel lines Working Trot</p> |  | <p>9 By the • diagonal to change rein</p> |  |
| <p>10 Turn down centerline Near center Halt through walk and Salute</p> | |  | | | |