



ENGLISH PLEASURE (Natural)

(Country Pleasure style/Open English Pleasure style)

Date: _____ **Rider ID#:** _____ **Certified Rider Level** ___ /7 **Horse ID#:** _____ **Age of Horse:** ___

*Purpose: To confirm that the horse has easy free-flowing strides of reasonable length according to conformation. Horse is balanced, has correct gaits, cadence and consistency. Head must be in the vertical or slightly in front and carriage is relaxed, natural and poll must be higher than the withers, but the back must not hollow. English horses must cover ground easily and have more animation, but must not have extreme knee motion or too great of speed. **Must be responsive and have smooth and immediate transitions. Horse must appear to be a pleasure to ride.***

Minimum Age of Horse: 5 years

| | Test | Mark | Remarks |
|----|----------------------------------------------------------------------------------------------------------------------------|------------|---------|
| 1 | At the gate, enter at NORMAL TROT and track right. At the midline, small circle left. On the rail, continue at Normal trot | | |
| 2 | In front of the camera, CANTER left lead | | |
| 3 | At the midline, large circle left | | |
| 4 | Canter on the rail. By the gate, NORMAL TROT | | |
| 5 | Take the long diagonal to change rein at EXTENDED TROT | | |
| 6 | Continue on the rail at NORMAL TROT. At the midline, small circle right | | |
| 7 | By the gate, CANTER right lead | | |
| 8 | HAND GALLOP down the rail | | |
| 9 | Top left corner, CANTER | | |
| 10 | In front of the camera, NORMAL TROT and take the long diagonal to change rein at EXTENDED TROT | | |
| 11 | NORMAL TROT and turn down centerline and WALK in the middle | | |
| 12 | In front of the camera, HALT & PAUSE 6 seconds | | |
| 13 | REIN-BACK 5-6 steps | | |
| | | 130 | |

Collective Mark

1. Horse's manners
2. Horse's conformation
3. Overall appearance and suitability













Collective Total

Technical Total

Total

| | | | |
|------------|----|--|-----------------------|
| | x8 | | General Remarks: |
| | x1 | | |
| | x1 | | |
| 100 | | | |
| 130 | | | |
| 230 | | | TOTAL SCORE %: |

Signature of Judge: _____

| | | | | | |
|----------------------------------------------------------------------------------------------------------------------------------------------------|-------------------------------------------------------------------------------------|-----------------------------------------------------------------------------------|-------------------------------------------------------------------------------------|---------------------------------------------------------------------------------------------------------------|---------------------------------------------------------------------------------------|
| 1. At the gate - Enter at Normal Trot and track right. At the midline - Small Circle left. On the rail, continue at Normal Trot . |  | 2. In front of the camera - Canter left lead. |  | 3. At the midline - Large circle left. 4. Canter on the rail. By the gate - Normal Trot . |  |
| 4. Canter on the rail. By the gate - Trot . |  | 5. Take the long diagonal to change rein at Extended Trot . |  | 6. Continue on rail at Normal Trot . At the midline - Small circle right. |  |
| 7. By the gate - Canter right lead. |  | 8. Hand Gallop down the rail. |  | 9. Top left corner - Canter . |  |
| 10. In front of the camera - Normal Trot and take the long diagonal in Extended Trot to change rein. |  | 11. Normal Trot and turn down centerline and Walk in the middle. |  | 12. In front of the Camera - Halt & pause for 6 seconds. Rein-back 5-6 steps. |  |