



GAITED DRESSAGE TEST

Date: _____ **Rider ID#:** _____ **Certified Rider Level** ___ /7 **Horse ID#:** _____ **Age of Horse:** ___

*Purpose: To confirm that the horse is not only supple, loose, moving freely forward with clear strides, steady rhythm and accepting bit contact in all gaits, but also has developed more thrust and a greater degree of balance. * All intermediate gait work to be ridden sitting unless specified.*

Minimum age of horse is 4 years old.

To be ridden in 20x60m arena or similar

Co-efficient

		Test	Mark	Co-efficient		Final Mark	Directive Ideas	Remarks
				Err or	↓			
1	A X	Enter working intermediate gait Halt, Salute Proceed working intermediate gait					Straight on centerline, transitions, quality of halt and intermediate gait	
2	C MXK K	Track right Lengthen stride in intermediate gait, rising or sitting Working intermediate gait					Quality of turn, lengthened frame and stride, rhythm, straightness and transitions.	
3	A X	Down centerline Volte left 10m					Quality of turn, bend, intermediate gait and execution of circle.	
4	X M	Walk and Leg yield right several strides, then walk to M Working intermediate gait					Quality of movement, straight and balanced with forward movement and transitions	
5	HXF F	Lengthen stride in intermediate gait, rising or sitting Working intermediate gait					Quality of turn, lengthened frame and stride, rhythm, straightness and transitions.	
6	A X	Down centerline Volte right 10m					Quality of turn, bend, intermediate gait and execution of circle.	
7	X H	Walk and Leg yield left several strides, then walk to H Working intermediate gait					Quality of movement, straight and balanced with forward movement and transitions	
8	C Before C C	Circle right rising intermediate gait, allowing horse to stretch forward and downward on long rein Shorten reins Working intermediate gait sitting			2		Quality of intermediate gait in stretched (thru back) circle 20m, forward & downward with balance and light contact	
9	M R-V V-K	Medium walk Extended walk Medium walk			2		Balance, smooth transitions and quality of walk. Quality of	

						straightness in extended frame downwards and forwards with long rein.	
1 0	K	Working intermediate gait				Quality of balanced and smooth transition & intermediate gait.	
1 1	A	Working canter left lead and circle left 15 m				Quality of straightness, canter & circle size, bend, round and corners.	
1 2	F Before M	Lengthen stride in canter Working canter				Quality of lengthened frame, stride, rhythm, straightness & transitions.	
1 3	HXF Near X	Change rein Change lead through intermediate gait			2	Quality and straightness of canter, balance and willing, calm transition. Three to five steps of intermediate gait allowed.	
1 4	F K-H	Working canter right lead One loop to quarter line, maintaining right lead				Quality of canter, balance and execution of movement.	
1 5	H C	Working canter Circle right 15m				Quality of canter and circle size, bend, round and corners with straightness.	
1 6	M Before P	Lengthen stride in canter Working canter				Quality of lengthened frame, stride, rhythm, straightness & transitions.	
1 7	F A X	Working intermediate gait Down centerline Halt, Salute				Quality of balance, smooth transition, intermediate gait, execution of movement, straight on centerline, transition to halt and halt.	
Leave arena at A on a long rein.			200				

Collective Mark




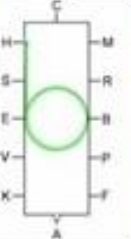







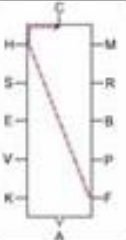
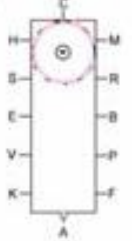
1. Paces - freedom and regularity
2. Impulsion - forward, elastic, supple, engaged
3. Submission - attention, confidence, lightness, ease of movement, acceptance of bridle, lightness of forehead
4. Rider's position and seat
5. Rider's correctness & effectiveness of aids
6. Harmony between horse and rider

Collective Total

Technical Total

	2		General Remarks:
	2		
	2		
	1		
	1		
	1		
90			
200			

Total	300		TOTAL SCORE %: Name of Evaluator:

1 A - Enter intermediate gait Near X - Halt through walk, salute & proceed to develop intermediate gait		2 C - Track right <u>MXF</u> - One loop		3 Between A & K Working canter right lead	
4 E - Circle right E - Working canter		5 Between H & C - intermediate gait		6 M - Medium walk	
7 Before B - Free walk on long rein to K K - Medium walk		8 A - Develop intermediate gait <u>FXM</u> - One loop		9 Between C & H - Working canter left lead	
10 E - Circle left E - Working Canter		11 Between K & A - intermediate gait		12 <u>FXH</u> - Change rein intermediate gait	
13 C - Circle right intermediate gait allowing horse to stretch forward & downward on long rein Before C - Shorten reins		14 C - Intermediate gait Near B - Turn right Near X - Turn on centerline Before C - Halt through walk and Salute	