



SADDLE PLEASURE

Date: _____ **Rider ID#:** _____ **Certified Rider Level** ___ /7 **Horse ID#:** _____ **Age of Horse:** ___

*Purpose: To confirm that the horse has easy free-flowing strides of reasonable length according to conformation. Horse is balanced, has correct gaits, cadence and consistency. Head must be in the vertical or slightly in front and carriage is relaxed, natural and poll must be higher than the withers, but the back must not hollow. English horses must cover ground easily and have more animation, but must not have extreme knee motion or too great of speed. **Must be responsive and have smooth and immediate transitions. Horse must appear to be a pleasure to ride.***

Minimum Age of Horse: 5 years

Test	Mark	Remarks
1		At the gate, enter at TROT and track right. At the midline, small circle left on the rail. Continue at trot
2		In front of the camera, CANTER left lead
3		At the midline, large circle left
4		Canter on the rail. By the gate, TROT
5		Take the long diagonal to change rein at trot
6		Continue on the rail at trot. At the midline, small circle right
7		By the gate, CANTER right lead
8		HAND GALLOP down the rail
9		Top left corner, CANTER
10		In front of the camera, TROT and take the long diagonal to change rein at trot
11		Turn down centerline and WALK in the middle
12		In front of the camera, HALT & PAUSE 6 seconds
13		REIN-BACK 5-6 steps
130		

Collective Mark

1. Horse's manners

2. Horse's conformation

3. Overall appearance and suitability

Collective Total












Technical Total

	X8		General Remarks:
	X1		
	X1		
100			
130			

Total 230

TOTAL SCORE %:

Signature of Judge: _____

<p>1. At the gate - Enter at Trot and track right. At the midline - Small Circle left. On the rail, continue at Trot.</p>		<p>2. In front of the camera - Canter left lead.</p>		<p>3. At the midline - Large circle left. 4. Canter on the rail. By the gate - Trot.</p>	
<p>4. Canter on the rail. By the gate - Trot.</p>		<p>5. Take the long diagonal to change rein at Trot.</p>		<p>6. Continue on rail at Trot. At the midline - Small circle right.</p>	
<p>7. By the gate - Canter right lead.</p>		<p>8. Canter down the rail.</p>		<p>9. Top left corner - Canter.</p>	
<p>10. In front of the camera - Trot and take the long diagonal to change rein.</p>		<p>11. Turn down <u>centerline</u> and Walk in the middle.</p>		<p>12. In front of the Camera - Halt & pause for 6 seconds. Rein-back 5-6 steps.</p>	