

VETERAN DRESSAGE 1st ° TEST (Level I)














Date: _____ Rider ID#: _____ Certified Rider Level ____ /7 Horse ID#: _____ Age of Horse: ____

*Purpose: To confirm that the horse is not only supple, loose, moving freely forward with clear strides, steady rhythm and accepting bit contact in all gaits, but also has developed more thrust and a greater degree of balance. * All trot work to be ridden sitting unless specified. Minimum age of horse is 15 years old and or the rider minimum age is 40 years old.*

To be ridden in 20 x 40 m or 20 x 60 m arena or similar

Movement # and Directive	#	Required Element	Mark	Remarks
1 Enter Working Trot Near the center Halt, Salute, Proceed Working Trot	1	Entrance and Transition from Working Trot to Halt		
	2	Halt and Salute		
	3	Transition from Halt to Working Trot		
2 Outside track right By the • Diagonal Lengthen stride in Trot, Rising or Sitting By the • Working Trot	4	Lengthened stride in trot		
3 Down centerline Near the center Volte left	5	Working Trot on left rein and volte left 10m		
4 Walk and Leg yield right several strides, then walk to the • By the • Working trot	6	Walk and Leg Yield right		
	7	Transition from Walk to Working Trot on left rein		
5 At the parallel lines Circle right Rising Trot allowing horse to stretch forward & downward Then shorten the reins	8	Stretch forward & downward on Trot 20m circle Right		
	9	Transition to Working Trot		
6 By the • Medium Walk	10	Working Trot on right rein and volte right 10m		
7 Then Medium Diagonal Lengthened stride in Walk Then Medium walk	11	Lengthened stride in walk		
	12	Transition from Lengthened stride to Medium Walk		
8 By the • Working Trot	13	Transition to and Working Trot		
9 Turn Down centerline Near center Volte right 10m	14	Working Trot on right rein and volte right 10m		

10 Walk & Leg yield left, then Walk By the • Working trot	1 5	Walk and Leg Yield left		
	1 5	Transition from Walk to Working Trot on right rein		
11 Next • optional Working Canter or Working Trot	1 6	Working Canter Departure onto right Leading Leg Or		
		Working Trot		
12 Near the gate Working Trot By the • Diagonal Lengthened stride in Trot, Rising or Sitting By the • Working Trot	1 7	Lengthened stride in trot		
13 Near the • Optional Working Canter or Working Trot Near the • Working trot	1 8	Working Canter Departure onto left Leading Leg Or		
		Working Trot		
14 Turn down centerline Near the center Halt, Salute	1 9	Transition to Halt, Halt and Salute		
TOTAL				/190
%				
Collective Remarks:				

<p>1 Enter Working Trot Near the center Halt, Salute, Proceed Working Trot</p> 	<p>2 Outside track right By the • Diagonal Lengthen stride in Trot, Rising or Sitting By the • Working Trot</p> 	<p>3 Down centerline Near the center Volte left</p> 	<p>4 Walk and Leg yield right several strides, then walk to the • By the • Working trot</p> 	<p>5 At the parallel lines Circle right Rising Trot allowing horse to stretch forward & downward Then shorten the reins</p> 
<p>6 By the • Medium Walk</p> 	<p>7 Then Medium Diagonal Lengthened stride in Walk Then Medium walk</p> 	<p>8 By the • Working Trot</p> 	<p>9 Turn Down centerline Near center Volte right 10m</p> 	<p>10 Walk & Leg yield left, then Walk By the • Working trot</p> 
<p>11 Next • optional Working Canter or Working Trot</p> 	<p>12 Near the gate Working Trot By the • Diagonal Lengthened stride in Trot, Rising or Sitting By the • Working Trot</p> 	<p>13 Near the • Optional Working Canter or Working Trot Near the • Working trot</p> 	<p>14 Turn down centerline Near the center Halt, Salute</p> 