



CAMPAGNESCHULE 'CAMPAIGN SCHOOL' - MEDIUM CAMPAIGN HORSE EMERITUS
VETERAN DRESSAGE 2nd ° TEST (Level II)

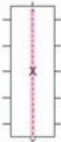


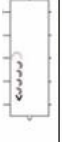










Date: _____ Rider ID#: _____ Certified Rider Level ____ /7 Horse ID#: _____ Age of Horse: _____

Purpose: To confirm that the horse is more supple and accepting bit contact in all gaits, with more thrust, better balance and travels with more weight on the hindquarters creating an uphill top-line and collection. Minimum age of horse is 15 years old and or the rider minimum age is 40 years old.

To be ridden in 20 x 40 m or 20 x 60 m arena or similar

Movement # and Directive	#	Required Element	Mark	Remarks
1 Enter collected trot At the center Halt, Salute Proceed Collected Trot	1	Entrance and Transition from Collected Trot to Halt		
	2	Halt and Salute		
	3	Transition from Halt to Collected Trot		
2 Outside track left At the • Diagonal Medium Trot At the • Collected trot	4	Transition from Collected Trot to Medium Trot		
	5	Medium Trot left to right rein		
	6	Transition from Medium Trot to Collected Trot		
3 Next • Plié right	7	Working Trot Plié (shoulder- in on 3 tracks) right		
4 By the line Demi Passade right 6m & Renvers several strides	8	Working Trot Demi Passade 6m right		
	9	Renvers for several strides		
5 Before the • Collected Trot Next • Plié left	10	Working Trot Plié (shoulder- in on 3 tracks) left		
6 By the line Demi Passade left 6m & Renvers several strides	11	Working Trot Demi Passade 6m left		
	12	Renvers for several strides		
7 Before the • Collected Trot At the • Diagonal Medium Trot Next • Collected trot	13	Transition from Collected Trot to Medium Trot		
	14	Medium Trot right to left rein		
	15	Transition from Medium Trot to Collected Trot		
8 By the • Halt 3-4 seconds	16	Halt and immobility for 3 to 4 seconds		
9 ¼ Turn On Haunches left. Halt, pause, then proceed Medium Walk	17	Quarter turn on haunches to the left followed by halt, then medium walk		
10 Before the • – Halt, pause, ¼ Turn On Haunches right, halt, pause.	18	Quarter turn on haunches to the right followed by halt.		

11 Proceed Medium Walk. Then Medium Diagonal Extended Walk Then Medium walk	1 9	Transition from Medium Walk to Extended Walk		
	2 0	Extended Walk		
	2 1	Transition from Extended Walk to Medium Walk		
12 Near the • Optional Collected Canter left lead or Collected trot	2 2	Collected Canter Departure onto left Leading Leg Or		
		Collected Trot		
13 Turn down center-line then Volte left 10m Near center Simple change of lead if Cantering. If Trotting, Walk over X few strides.	2 3	Turn down centerline and volte left 10m in canter or trot		
	2 4	If cantering: Change leg left to right through 3 to 5 steps of walk If trotting: Score for quality of straightness on diagonal		
14 Then Volte right 10m Outside track right	2 5	Volte right 10m in canter or trot		
15 At the • Collected Trot At the line 10m Demi Volte right Then Halt, Salute	2 6	Collected Trot, demi volte 10m on centerline		
	2 7	Transition to Halt, Halt and Salute		
TOTAL				/270
%				
Collective Remarks:				

<p>1 Enter collected trot At the center Halt, Salute Proceed Collected Trot</p> 	<p>2 Outside track left At the • Diagonal Medium Trot At the • Collected trot</p> 	<p>3 Next • Plié right</p> 	<p>4 By the line Demi Passade right 6m & Renvers several strides</p> 	<p>5 Before the • Collected Trot Next • Plié left</p> 
<p>6 By the line Demi Passade left 6m & Renvers several strides</p> 	<p>7 Before the • Collected Trot At the • Diagonal Medium Trot Next • Collected trot</p> 	<p>8 By the • Halt 3-4 seconds</p> 	<p>9 ¼ Turn On Haunches left. Halt, pause, then proceed Medium Walk</p> 	<p>10 Before the • – Halt, pause, ¼ Turn On Haunches right, halt, pause.</p> 
<p>11 Proceed Medium Walk. Then Medium Diagonal Extended Walk Then Medium walk</p> 	<p>12 Near the • Optional Collected Canter left lead or Collected trot</p> 	<p>13 Turn down center-line then Volte left 10m Near center Simple change of lead if Cantering. If Trotting, Walk over X few strides.</p> 	<p>14 Then Volte right 10m Outside track right</p> 	<p>15 At the • Collected Trot At the line 10m Demi Volte right Then Halt, Salute</p> 