

CAMPAGNESCHULE 'CAMPAIGN SCHOOL' - MEDIUM CAMPAIGN HORSE EMERITUS
VETERAN DRESSAGE 4th ° TEST (Level IV)







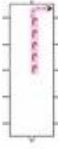












Date: _____ **Rider ID#:** _____ **Certified Rider Level** ___ /7 **Horse ID#:** _____ **Age of Horse:** _____

Purpose: To confirm that the horse has a high degree of suppleness and impulsion with uphill frame being light, energetic, straight and performing with precision and smooth cadence. Can be ridden in a double bridle. Minimum age of horse is 15 years old and or the rider minimum age is 40 years old.

To be ridden in 20 x 60 m arena or similar

Movement # and Directive	#	Required Element	Mark	Remarks
1 Enter Collected Canter At the center Halt, salute, proceed Collected Trot	1	Entrance and Transition from Collected Canter to Halt		
	2	Halt and Salute		
	3	Transition from Halt to Collected Trot		
	4	Collected Trot straight		
2 Outside track left At the • Diagonal Medium Trot At the • Collected Trot	5	Transition from Collected Trot to Medium Trot		
	6	Medium Trot		
	7	Transition from Medium Trot to Collected Trot		
3 Next • Half Pass right	8	Collected Trot Half Pass right		
4 Near the center Volte right	9	Collected Trot Volte 10m right		
5 Plié right Outside track right	10	Plié (shoulder-in) on 3 tracks right		
6 At the • Diagonal Extended Trot At the • Collected Trot	11	Extended Trot starting on right rein		
	12	Transition and Collected Trot		
7 Next • Half Pass left	13	Collected Trot Half Pass left		
8 Near the center Volte left	14	Collected Trot Volte 10m left		
9 Plié left Outside track left	15	Plié (shoulder-in) on 3 tracks left		
10 At the + Medium Diagonal Collected Walk	16	Collected Walk		
11 At the + Extended Walk	17	Transitions to and Extended Walk		
12 At the line Collected Walk	18	Transition to and Collected Walk		Collected Canter and Very Collected Canter on left leading leg
13	19	Half Pirouette left		

Near the + Half Pirouette left, proceed Collected Walk	9			
14 Near the + Half Pirouette right, proceed Collected Walk	20	Half Pirouette right		
15 Near the line Optional Collected Canter left lead or Collected Trot	21	Departure and Collected Canter on left leading leg OR		
		Transition and Collected Trot		
16 At the • Diagonal Change rein with flying change of leg if Cantering. If Trotting, very Collected Trot over centerline	22	If cantering: Flying change of leg right to left		
		If trotting: Very Collected Trot over centerline, for a few strides		
17 At the parallel lines Canter or Trot, circle right with Uberstreichen inside rein over center-line 2-3 strides	23	Quality of Circle right 20m		
		Release of inside rein for 2 to 3 strides over centerline		
18 Near the parallel lines Collected Trot At the line Demi Volte right Before the parallel lines Halt, Salute	25	Collected Trot and Demi Volte 10m on centerline		
	26	Transition to Halt		
	27	Halt and Salute		
TOTAL				/270
Collective Remarks:				

<p>1 Enter Collected Canter At the center Halt, salute, proceed Collected Trot</p> 	<p>2 Outside track left At the • Diagonal Medium Trot At the • Collected Trot</p> 	<p>3 Next • Half Pass right</p> 	<p>4 Near the center Volte right</p> 	<p>5 Plié right Outside track right</p> 
<p>6 At the • Diagonal Extended Trot At the • Collected Trot</p> 	<p>7 Next • Half Pass left</p> 	<p>8 Near the center Volte left</p> 	<p>9 Plié left Outside track left</p> 	<p>10 At the + Medium Diagonal Collected Walk</p> 
<p>11 At the + Extended Walk</p> 	<p>12 At the line Collected Walk</p> 	<p>13 Near the + Half Pirouette left, proceed Collected Walk</p> 	<p>14 Near the + Half Pirouette right, proceed Collected Walk</p> 	<p>15 Near the line Optional Collected Canter left lead or Collected Trot</p> 
<p>16 At the • Diagonal Change rein with flying change of leg if Cantering. If Trotting, very Collected Trot over centerline</p> 	<p>17 At the parallel lines Canter or Trot, circle right with <u>Überstreichen</u> inside rein over center-line 2-3 strides</p> 	<p>18 Near the parallel lines Collected Trot At the line Demi Volte right Before the parallel lines Halt, Salute</p> 