



HOHE SCHULE 'HIGH SCHOOL' - SCHOOL HORSE/SPECIALIZED CAMPAIGN HORSE

EMERITUS

VETERAN DRESSAGE TEST 6th (Level VI)


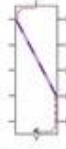
















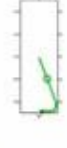
Date: _____ Rider ID#: _____ Certified Rider Level ___ /7 Horse ID#: _____ Age of Horse: _____

Purpose: To confirm that the horse has a high degree of suppleness and impulsion with uphill frame being light, energetic, straight and performing with precision and smooth cadence. Can be ridden in a double bridle Minimum age of horse is 15 years old and or the rider minimum age is 40 years old.

To be ridden in 20 x 60 m arena or similar

Movement # and Directive	#	Required Element	Mark	Remarks
1 Enter Collected Trot or Canter At the center Halt, Salute, proceed Collected Trot	1	Entrance and Transition to Halt		
	2	Halt and Salute		
	3	Transition from Halt to Collected Trot		
	4	Collected Trot straight		
2 Outside track left At the • Medium Diagonal Extended Trot At the + Collected Trot	5	Transition from Collected Trot to Extended Trot		
	6	Extended Trot		
	7	Transition from Extended Trot to Collected Trot		
3 Turn down centerline in School Trot Then Half-Pass right	8	School Trot		
	9	School Trot Half Pass right		
	10	Transition from right to left Half Pass		
4 Then Half-pass left	11	School Trot Half Pass left		
	12	Transition from left to right Half Pass		
5 At the center Half-pass right	13	School Trot Half Pass right		
	14	Transition from left to right Half Pass		
6 Then Half-pass left Outside track right	15	School Trot Half Pass left		
	16	School trot and turn		
7 At the + Medium Diagonal Extended trot At the • School Trot	17	Transition from School trot to Extended trot		
	18	Extended trot		
8 At the • Soft Passage	19	Transition to Soft Passage		
	20	Soft Passage (in-between Natural Passage and Passage)		
9 Near the gate Piaffe 7- 10 steps	21	Piaffe for 7 to 10 steps		
10 Then Soft Passage	22	Soft Passage (in-between Natural Passage and		

		Passage)		
11 At the • Moderate Diagonal Extended Walk	2 3	Transition to and Extended Walk		
12 At the • School trot	2 4	Transition to and School Trot		
13 At the lines Soft Passage	2 5	Soft Passage (in-between Natural Passage and Passage)		
14 Near the • Piaffe 7-10 steps	2 6	Piaffe for 7 to 10 steps		
15 Then Soft Passage	2 7	Soft Passage (in-between Natural Passage and Passage)		
16 At the + Collected Trot At the line Optional School Canter or School Trot At the • Diagonal Choice Tempi changes if cantering, or if trotting, Soft Passage over centerline	2 8	School Canter and choice of tempi changes OR Soft Passage (in-between Natural Passage and Passage) over centerline		
17 Before center Pirouette left through Canter or Walk, School trot immediately after	2 9	Pirouette left in canter or walk		
	3 0	Transition to School trot immediately following pirouette		
18 Near center Flying change of leg, or if trotting, Soft Passage over centerline	3 1	Flying change of leg from left to right OR Soft Passage (in-between Natural Passage and Passage) over centerline		
19 Before the • Pirouette right through Canter or Walk, School Trot immediately after	3 2	Pirouette right in canter or walk		
	3 3	Transition to School trot immediately following pirouette		
20 Turn down centerline Halt, salute	3 4	Turn on centerline, transition to Halt		
	3 5	Halt and Salute		
TOTAL				/350
Collective Remarks:				%

<p>1 Enter Collected Trot or Canter At the center Halt, Salute, proceed Collected Trot</p> 	<p>2 Outside track left At the • Medium Diagonal Extended Trot At the + Collected Trot</p> 	<p>3 Turn down centerline in School Trot Then Half- Pass right</p> 	<p>4 Then Half- pass left</p> 	<p>5 At the center Half-pass right</p> 
<p>6 Then Half-pass left Outside track right</p> 	<p>7 At the + Medium Diagonal Extended trot At the • School Trot</p> 	<p>8 At the • Soft Passage</p> 	<p>9 Near the gate <u>Piaffe</u> 7-10 steps</p> 	<p>10 Then Soft Passage</p> 
<p>11 At the • Moderate Diagonal Extended Walk</p> 	<p>12 At the • School Trot</p> 	<p>13 At the lines Soft Passage</p> 	<p>14 Near the • <u>Piaffe</u> 7-10 steps</p> 	<p>15 Then Soft Passage</p> 
<p>16 At the + Collected Trot At the line Optional School Canter or School Trot At the • Diagonal Choice Tempi changes if cantering, or if trotting, Soft Passage over centerline</p> 	<p>17 Before center Pirouette left through Canter or Walk, School trot immediately after</p> 	<p>18 Near center Flying change of leg, or if trotting, Soft Passage over centerline</p> 	<p>19 Before the • Pirouette right through Canter or Walk, School Trot immediately after</p> 	<p>20 Turn down centerline Halt, salute</p> 