



REMONTENSCHULE 'FORWARD RIDING' - BASIC CAMPAIGN HORSE EMERITUS
VETERAN DRESSAGE Demi° TEST (Pre-Level)











Date: _____ Rider ID#: _____ Certified Rider Level ___ /7 Horse ID#: _____ Age of Horse: _____

*Purpose: To confirm that the horse is supple, loose, moving freely forward with clear strides, steady rhythm and accepting bit contact in the walk and the trot. * All trot work may be ridden sitting or rising unless specified. Minimum age of horse is 15 years old and or the rider minimum age is 40 years old.*

To be ridden in 20 x 40 m or 20 x 60 m arena or similar

Movement # and Directive	#	Required Element	Mark	Remarks
1. Enter Working Trot Near center Halt through walk, Salute Proceed to develop Working Trot	1	Entrance and Transition to Halt		
	2	Halt and Salute		
	3	Development of Working Trot from Halt		
2. Outside track right By the • One loop	4	Working Trot Right Rein at start One loop half the width of arena		
3. In the left corner Optional Working Canter right lead or Working trot	5	Working Canter Departure onto Right Leading Leg Or		
		Working Trot		
4. Near the • Working trot	6	Transition (if) and Working Trot (Right Rein)		
5. Near the parallel lines Medium Walk	7	Transition from Working Trot to Medium Walk		
	8	Medium Walk		
6. By the • Diagonal Free walk on long rein By the • Medium walk	9	Transition from Medium Walk to Free Walk		
	10	Free Walk		
	11	Transition from Free Walk to Medium Walk		
	12	Medium Walk on left rein		
7. By the gate develop Working Trot	13	Working Trot Left Rein		
8. By the line Circle left Rising Trot allowing horse to stretch forward & downward Before the line shorten the reins	14	Stretch forward & downward on Trot 20m circle left		
9. In the left corner Optional Working Canter left lead or Working Trot	15	Working Canter Departure onto Left Leading Leg Or		
		Working Trot		

10. Near the • Working Trot	1 6	Transition (if) and Working Trot (Left Rein)		
11. Turn down centerline Near center Halt thru Walk and Salute	1 7	Transition to Halt, Halt and Salute		
TOTAL			/170	%
Collective Remarks:				

1. Enter Working Trot Near center Halt through walk, Salute Proceed to develop Working Trot		2. Outside track right By the • One loop		3. In the left corner Optional Working Canter right lead or Working trot		4. Near the • Working trot		5. Near the parallel lines Medium Walk	
6. By the • Diagonal Free walk on long rein By the • Medium walk		7. By the gate develop Working Trot		8. By the line Circle left Rising Trot allowing horse to stretch forward & downward Before the line shorten the reins		9. In the left corner Optional Working Canter left lead or Working Trot		10. Near the • Working Trot	
11. Turn down centerline Near center Halt thru Walk and Salute	