



WESTERN DRESSAGE TEST Lateral II




















Date: _____ **Rider ID#:** _____ **Certified Rider Level** ___ /7 **Horse ID#:** _____ **Age of Horse:** ____

Purpose: To confirm that the horse is now engaged in each movement, transitions with a clear distinction between collected, lengthened and extended gaits. Minimum age of horse is 6 years old.

To be ridden in 20x60m arena or similar

Movement # and Directive	#	Required Element	Mark	Remarks
1 A - Enter collected Jog X - Halt, Salute, Proceed collected Jog	1	Entrance and Transition from Collected Jog to Halt		
	2	Halt and Salute		
	3	Transition from Halt to Collected Jog		
2 C - Track left HXF - Lengthened Jog F - Collected Jog	4	Transition from Collected Jog to Lengthened Jog		
	5	Lengthened Jog		
	6	Transition from Lengthened Jog to Collected Jog		
3 K - Shoulder-fore right	7	Shoulder-fore (shoulder-in) on 3 tracks right		
4 E - Half pass right C - Track right	8	Collected Jog and Half Pass Right		
5 MXK - Lengthened Jog K - Collected Jog	9	Transition from Collected Jog to Lengthened Jog		
	10	Lengthened Jog		
	11	Transition from Lengthened Jog to Collected Jog		
6 A - Halt, rein back 4 steps, proceed collected Jog	12	Transition from Collected Jog to Halt and Halt		
	13	Rein back 3 to 4 steps in diagonal steps		
7 F - Shoulder-fore left	14	Shoulder-fore (shoulder-in) on 3 tracks left		
8 B - Half pass left C - Turn left	15	Collected Jog and Half Pass Left		
9 Before H - Ordinary walk H - Turn left	16	Ordinary walk		
10 Before M - Halt 3 seconds, 180° turn on haunches left, proceed Ordinary walk	17	Halt for 3 seconds and 180° turn on haunches left		
11 Before H - Halt 3 seconds, 180° turn on haunches right, proceed	18	Halt for 3 seconds and 180° turn on haunches right		

Ordinary walk M - Turn right				
12 R-V - Extended walk V - Ordinary walk	1 9	Transition from Ordinary to Extended Walk		
	2 0	Extended Walk		
	2 1	Transition from Extended to Ordinary Walk		
13 K - Collected Lope left lead	2 2	Lope Departure on left leading leg		
14 A - Down centerline & Half pass left Near E - Counter Lope	2 3	Collected Lope turn on centerline and Half Pass Left		
	2 4	Counter Lope		
15 Near H - Flying change of lead	2 5	Flying change of leg left to right		
16 M – Develop more collection in Lope Before F - Collected Lope	2 6	Development of more collection in Lope on left rein		
17 A - Down centerline & Half pass right B - Counter Lope	2 7	Collected Lope turn on centerline and Half Pass Right		
	2 8	Counter Lope		
18 Near M- Flying change of lead	2 9	Flying change of leg right to left		
19 H-V - Develop more collection in Lope Before K - Collected Lope	3 0	Development of more collection in Lope on right rein		
20 A - Down centerline X – Collected Jog G - Halt, Salute	3 1	Transition from Collected Lope to Collected Jog, Transition to Halt, Halt and Salute		
TOTAL				/310
%				
Collective Remarks:				

<p>1 A - Enter collected jog X - Halt, Salute, Proceed collected jog</p>		<p>2 C - Track left <u>HXF</u> - Lengthened jog F - Collected jog</p>		<p>3 K - Shoulder-fore right</p>	
<p>4 E - Half pass right C - Track right</p>		<p>5 <u>MXK</u> - Lengthened jog K - Collected jog</p>		<p>6 A - Halt, rein back 4 steps, proceed collected jog</p>	
<p>7 F - Shoulder-fore left</p>		<p>8 B - Half pass left C - Turn left</p>		<p>9 Before H - Ordinary walk H - Turn left</p>	
<p>10 Before M - Halt 3 seconds, 180° turn on haunches left, proceed Ordinary walk</p>		<p>11 - Before H - Halt 3 seconds, 180° M - Turn right turn on haunches right, proceed Ordinary walk</p>		<p>12 R-V - Extended walk V - Ordinary walk</p>	
<p>13 K - Collected lope left lead</p>		<p>14 A - Down center-line & Half pass left Near E - Counter lope</p>		<p>15 Near H - Flying change of lead</p>	
<p>16 M - Develop more collection in lope Before F - Collected lope</p>		<p>17 A - Down centerline & Half pass right B - Counter lope</p>		<p>18 Near M- Flying change of lead</p>	
<p>19 H-V Develop more collection in lope Before K - Collected lope</p>		<p>20 A - Down center-line X - Collected jog G - Halt, Salute</p>	